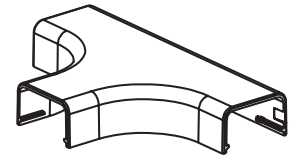
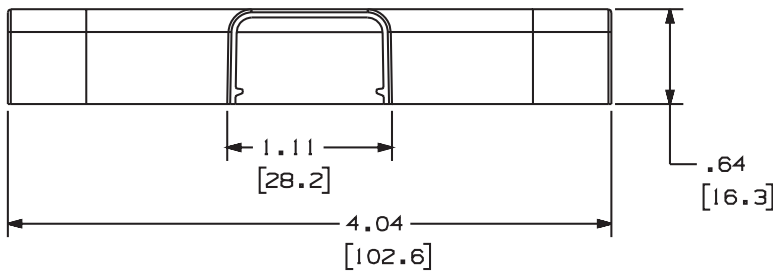
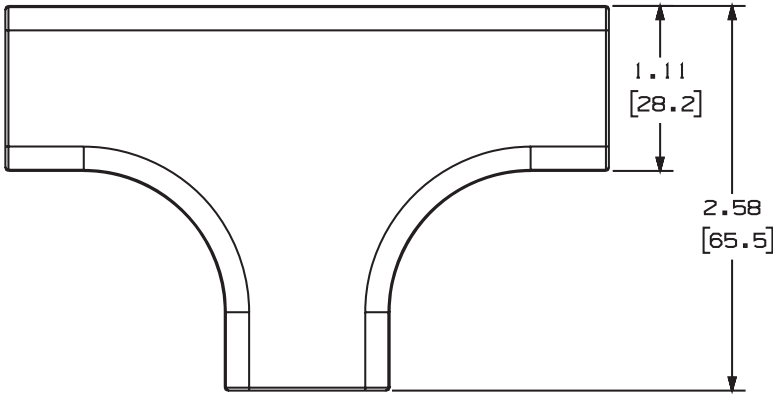


THIS COPY IS PROVIDED ON A RESTRICTED BASIS AND IS NOT TO BE USED IN ANY WAY DETRIMENTAL TO THE INTERESTS OF PANDUIT CORP.

PANDUIT PART NO.	WEIGHT
TFC5	2.8 LB/100 PCS (1082 g/100 PCS)



NOTES:

1. SEE CURRENT CATALOG FOR ADDITIONAL PART NUMBER SUFFIXES TO INDICATE COLOR AND OR PACKAGE QUANTITY.
2. THIS PRODUCT IS INTENDED TO BE USED WITH PANDUIT TYPE CD5 AND LD5 RACEWAY.
3. NOMINAL WALL THICKNESSES: .055(1.4).
4. THIS PRODUCT IS FEATURED WITH THE TIA/EIA COMPLIANT BEND RADIUS.
5. DIMENSIONS IN PARENTHESES ARE IN METRIC.

CAD FILENAME/LAYERS (36402)D35012BA_LD_TFC5_02

PANDUIT CORP. TINLEY PARK, ILLINOIS

TEE FITTING COVER (TFC5) CUSTOMER DRAWING

UNLESS OTHERWISE SPECIFIED, DIMENSIONAL TOLERANCES ARE:
 (.X) ± (.XXX) ±.015(.4)
 (.XX) ± .03(.8) ANGLES ±

UNLESS OTHERWISE SPECIFIED, ALL DIMENSIONS ARE GIVEN IN INCHES, THIRD ANGLE PROJECTION.

REV	DATE	BY	CHK	DESCRIPTION	ECN	CHK	CUST	SUP
2	7-8-02	JHNU		A. REVISED MATERIAL IN DRAWING TITLE BLOCK.	35012-01			
1	5-14-99	DW	CEF	REVISED GEOMETRY TO SHOW 2d VIEWS.	35012-01	CEF	CEF	
R	11-09-95	DW	CEF	RELEASED TO PRODUCTION.	35012-01	CEF	CEF	

DRAWN BY DW

DATE 11-09-95

CHECKED BY CEF

MAT'L:

ABS

SCALE

NONE

DRAWING NO.

35012-01

DRG

SIZE A